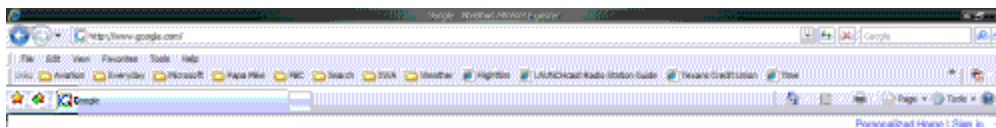


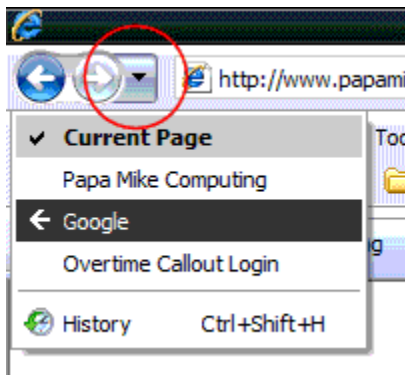
Internet Explorer 7

Microsoft has finally gotten with it and is trying to bring IE into the new century with a major update: Version 7.



NAVIGATION

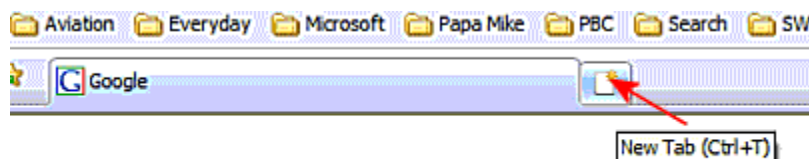
IE7 has the Back and Forward buttons, but the [History](#) feature is a little different.



If you have been through a few pages in your session, all you need to do is click the down arrow next to the Back and Forward buttons. You will get a list of recent sites in that session, and you can select from that list if you want to go back or forward. A click on one button will take you backwards or forward, instead of clicking either one. The arrow next to the link shows you which direction the page was.

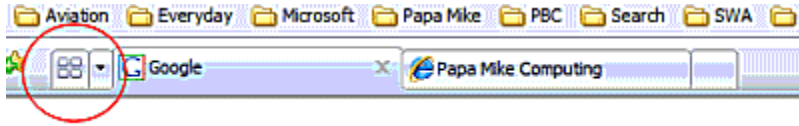
TABS

IE now has [tabbed browsing](#), and there are some neat features.

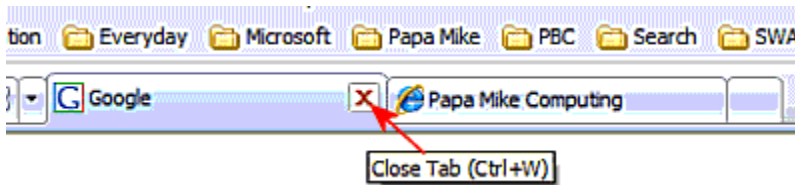


A **new tab** can be opened by just clicking the small tab to the right of your open tab, then navigating to the page you want.

You can view all your tabbed windows in a feature called **QuickTabs**. This will show every page in one window, and you can click the one you want to view full-size.



Tabs are closed by clicking the X in the tab you want to close.



FAVORITES

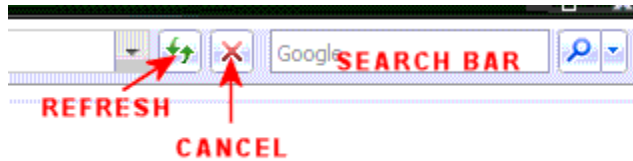
FAVORITES



[Favorites \(or Bookmarks\)](#) are handled like in other browsers, but there are toolbar buttons in IE7 that you will need to know about. These buttons are to the left of the tabs, and are explained below:

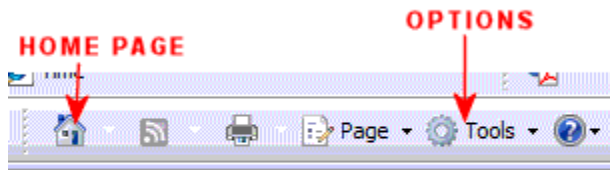
TOOLBARS

There are changes in the toolbars, as well.



To the right of the Address Bar are the [Refresh](#) and [Cancel](#) buttons, and the [Search Bar](#).

To the right of the Tabs is another toolbar.



The down-arrow next to the Home Page button has an option to [change your homepage](#).